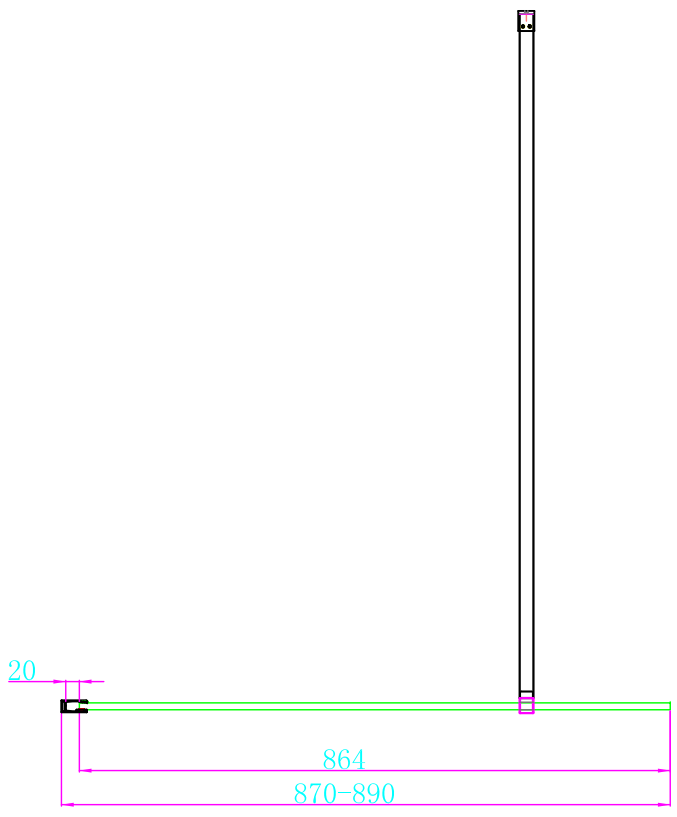


A  
B  
C  
D  
E  
F

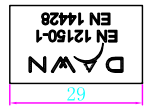



THE INFORMATION CONTAINED IN THIS DRAWING IS THE SOLE PROPERTY OF HARRISON BATHROOMS CO., LTD. ANY REPRODUCTION IN PART OR AS A WHOLE WITHOUT THE WRITTEN PERMISSION OF HARRISON BATHROOMS CO., LTD IS PROHIBITED.

	NAME	SIGNATURE	DATE	
DRAWN	Roger Luo			UNLESS OTHERWISE SPECIFIED DIMENSIONS ARE IN MILLIMETERS SURFACE FINISH: TOLERANCES: ± 0.5mm LINEAR ANGULAR
CHK'D				
APPV'D				
MFG			FINISH:	
QA				MATERIAL:
				DEBUR AND BREAK SHARP EDGES
				WEIGHT:
DO NOT SCALE DRAWING			REVISION 01	

IF IN DOUBT ASK!	CUT SIZE :-
	FINISH SIZE:-
TITLE: 10mm Shower Wall With Wall Profile 900*2000 870-890 Adjustment	
DWG NO.	A3
SCALE	SHEET1 OF 1

A  
B  
C  
D  
E  
F



THE INFORMATION CONTAINED IN THIS DRAWING IS THE SOLE PROPERTY OF HARRISON BATHROOMS CO., LTD. ANY REPRODUCTION IN PART OR AS A WHOLE WITHOUT THE WRITTEN PERMISSION OF HARRISON BATHROOMS CO., LTD IS PROHIBITED.

	NAME	SIGNATURE	DATE	
DRAWN	Roger Luo			UNLESS OTHERWISE SPECIFIED DIMENSIONS ARE IN MILLIMETERS SURFACE FINISH: TOLERANCES: ± 0.5mm LINEAR ANGULAR
CHK'D				
APPV'D				
MFG			FINISH:	
QA				MATERIAL:
				DEBUR AND BREAK SHARP EDGES
				WEIGHT:
DO NOT SCALE DRAWING				REVISION 01

IF IN DOUBT ASK!	CUT SIZE :-	
	FINISH SIZE:-	
TITLE: 10mm Shower Wall With Wall Profile 900*2000 870-890 Adjustment		
DWG NO.		A3
SCALE		SHEET1 OF 1